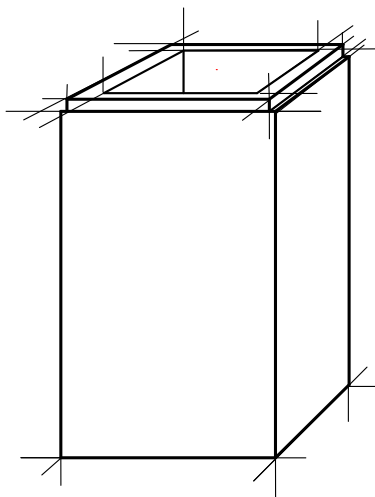


Preisliste 2022

Systemschacht Modulo

VKF Nr. 26463



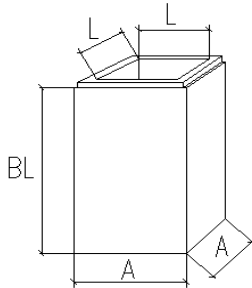
Feuerwiderstandsklasse EI 60

CH-Qualität zu fairen Konditionen

Juni 2022 MM

Kaminschacht EI-60

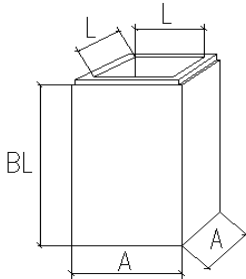
Iso 50



Nw	Art. Nr.	L innen	A aussen	BL Länge	Gewicht	Preis
80	E-MQ80	130	210	580	ca. 4.5 kg	92.00
100	E-MQ100	150	230	580	ca. 6.0 kg	93.00
100	E-MQ10050	220	300	580	ca. 8.0 kg	106.00
125	E-MQ12550	250	330	580	ca. 7.5 kg	118.00
150	E-MQ15050	270	350	580	ca. 9.5 kg	122.00
175	E-MQ17550	290	370	580	ca.10.0 kg	124.00
200	E-MQ20050	320	400	580	ca.11.0 kg	128.00
250	E-MQ25050	370	450	580	ca.12.5 kg	138.00
300	E-MQ30050	420	500	580	ca.13.5 kg	140.00
350	E-MQ35050	470	550	580	ca.16.0 kg	146.00

Kaminschacht EI-60

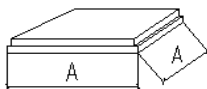
Iso 30



Nw	Art. Nr.	L innen	A aussen	BL Länge	Gewicht	Preis
100	E-MQ10030	170	250	580	ca. 6.5 kg	98.00
125	E-MQ12530	200	280	580	ca. 7.5 kg	104.00
150	E-MQ15030	220	300	580	ca. 8.0 kg	106.00
175	E-MQ17530	250	330	580	ca. 8.5 kg	118.00
200	E-MQ20030	270	350	580	ca. 9.5 kg	122.00
250	E-MQ25030	320	400	580	ca.11.0 kg	124.00
300	E-MQ30030	370	450	580	ca.12.0 kg	128.00
350	E-MQ35030	420	500	580	ca.13.5 kg	138.00

Boden zu Kaminschacht Iso 50

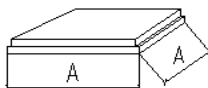
Höhe 40 mm



Nw		A aussen	Höhe	Gewicht	Preis
100	E-MSB10050	300	40	1.10 kg	36.00
125	E-MSB12550	330	40	1.30 kg	36.00
150	E-MSB15050	350	40	1.50 kg	38.00
175	E-MSB17550	370	40	1.60 kg	40.00
200	E-MSB20050	400	40	1.90 kg	48.00
250	E-MSB25050	450	40	2.40 kg	50.00
300	E-MSB30050	500	40	3.00 kg	55.00
350	E-MSB35050	550	40	3.60 kg	57.00

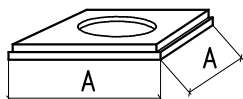
Boden zu Kaminschacht Iso 30

Höhe 40 mm



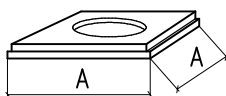
Nw		A aussen	Höhe	Gewicht	Preis
100	E-MSB10030	250	40	0.75 kg	28.00
125	E-MSB12530	280	40	0.95 kg	30.00
150	E-MSB15030	300	40	1.10 kg	36.00
175	E-MSB17530	330	40	1.30 kg	36.00
200	E-MSB20030	350	40	1.50 kg	38.00
250	E-MSB25030	400	40	1.90 kg	40.00
300	E-MSB30030	450	40	2.40 kg	48.00
350	E-MSB35030	500	40	3.00 kg	55.00

Boden zu Kaminschacht mit Loch
Iso 50



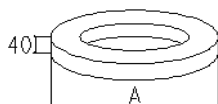
Nw	Art. Nr.	Ø	A aussen	Höhe	Gewicht	Preis
100	E-MSBL10050	170	300	40	0.80 kg	38.00
125	E-MSBL12550	195	330	40	0.90 kg	38.00
150	E-MSBL15050	220	350	40	1.00 kg	40.00
175	E-MSBL17550	245	370	40	1.10 kg	42.00
200	E-MSBL20050	270	400	40	1.30 kg	50.00
250	E-MSBL25050	320	450	40	1.80 kg	52.00
300	E-MSBL30050	370	500	40	2.00 kg	57.00
350	E-MSBL35050	420	550	40	2.20 kg	59.00

Boden zu Kaminschacht mit Loch
Iso 30



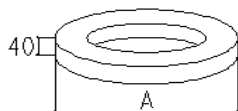
Nw	Art. Nr.	Ø	A aussen	Höhe	Gewicht	Preis
100	E-MSBL10030	170	250	40	0.50 kg	30.00
125	E-MSBL12530	195	280	40	0.75 kg	32.00
150	E-MSBL15030	170	300	40	0.80 kg	38.00
175	E-MSBL17530	195	330	40	0.90 kg	38.00
200	E-MSBL20030	220	350	40	1.00 kg	40.00
250	E-MSBL25030	270	400	40	1.30 kg	42.00
300	E-MSBL30030	320	450	40	1.80 kg	50.00
350	E-MSBL35030	370	500	40	2.00 kg	52.00

Ergänzungsring, Höhe 40 mm
Iso 50



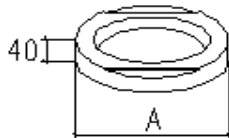
Nw		Ø	A aussen	Höhe	Gewicht	Preis
100	E-MRE10050	220	300	40	0.80 kg	36.00
125	E-MRE12550	250	330	40	0.90 kg	36.00
150	E-MRE15050	270	350	40	1.00 kg	38.00
175	E-MRE17550	290	370	40	1.10 kg	40.00
200	E-MRE20050	320	400	40	1.30 kg	48.00
250	E-MRE25050	370	450	40	1.80 kg	50.00
300	E-MRE30050	420	500	40	2.00 kg	55.00
350	E-MRE35050	470	550	40	2.20 kg	57.00

Ergänzungsring, Höhe 40 mm
Iso 30



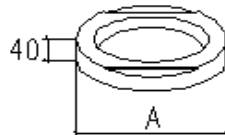
Nw		Ø	A aussen	Höhe	Gewicht	Preis
100	E-MRE10030	170	250	40	0.50 kg	28.00
125	E-MRE12530	200	280	40	0.75 kg	30.00
150	E-MRE15030	220	300	40	0.80 kg	36.00
175	E-MRE17530	250	330	40	0.90 kg	36.00
200	E-MRE20030	270	350	40	1.00 kg	38.00
250	E-MRE25030	320	400	40	1.30 kg	40.00
300	E-MRE30030	370	450	40	1.80 kg	48.00
350	E-MRE35030	420	500	40	2.00 kg	50.00

Ergänzungsring zu Auflegewinkel
Höhe 40 mm, Iso 50



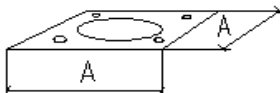
Nw	Art. Nr.	∅	A aussen	Höhe	Gewicht	Preis
100	E-MRA10050		300	40	0.80 kg	38.00
125	E-MRA12550		330	40	0.90 kg	38.00
150	E-MRA15050		350	40	1.00 kg	40.00
175	E-MRA17550		370	40	1.10 kg	42.00
200	E-MRA20050		400	40	1.30 kg	50.00
250	E-MRA25050		450	40	1.80 kg	52.00
300	E-MRA30050		500	40	2.00 kg	57.00
350	E-MRA35050		550	40	2.20 kg	59.00

Ergänzungsring zu Auflegewinkel
Höhe 40 mm, Iso 30



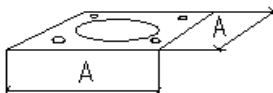
Nw	Art. Nr.	∅	A aussen	Höhe	Gewicht	Preis
100	E-MRA10030		250	40	0.50 kg	30.00
125	E-MRA12530		280	40	0.75 kg	32.00
150	E-MRA15030		300	40	0.80 kg	38.00
175	E-MRA17530		330	40	0.90 kg	38.00
200	E-MRA20030		350	40	1.00 kg	40.00
250	E-MRA25030		400	40	1.30 kg	42.00
300	E-MRA30030		450	40	1.80 kg	50.00
350	E-MRA35030		500	40	2.00 kg	52.00

Auflagerplatte zu Kaminschacht
Material Inox 3.0 mm, Iso 50



Nw			A aussen		Gewicht	Preis
100	E-AP10050		258		1.60 kg	29.00
125	E-AP12550		288		2.00 kg	32.00
150	E-AP15050		308		2.30 kg	36.00
175	E-AP17550		328		2.40 kg	40.00
200	E-AP20050		358		2.60 kg	45.00
250	E-AP25050		408		4.00 kg	54.00
300	E-AP30050		458		5.30 kg	65.00
350	E-AP35050		508		6.50 kg	76.00

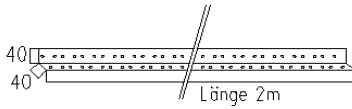
Auflagerplatte zu Kaminschacht
Material Inox 3.0 mm, Iso 30



Nw			A aussen		Gewicht	Preis
100	E-AP10030		208		1.00 kg	25.00
125	E-AP12530		238		1.40 kg	27.00
150	E-AP15030		258		1.60 kg	29.00
175	E-AP17530		288		2.00 kg	32.00
200	E-AP20030		308		2.30 kg	36.00
250	E-AP25030		358		2.60 kg	40.00
300	E-AP30030		408		4.00 kg	45.00
350	E-AP35030		458		5.30 kg	54.00

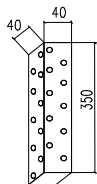
Auflagewinkel gelocht
Material verzinkt 3.0 mm

Art. Nr.	Gewicht	Preis/St.
A-AWL	6.2 kg	136.00



Eckwinkel mit Auflager
Material Inox 350 mm

Art. Nr.	Gewicht	Preis/St.
E-EWA	0.50 kg	30.00



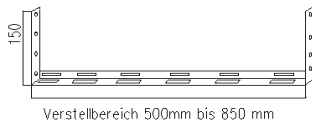
Nagelwinkel Inox 2.0 mm

Art. Nr.	Gewicht	Preis/St.
E-NW	0.1 kg	9.00




Teleskop Auflagewinkel Inox 3.0 mm

Art. Nr.	Gewicht	Preis/St.
E-TLA	4.0 kg	92.00



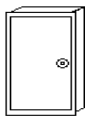
Kleber zu Kaminschacht
Beutel à 1 kg

Art. Nr.		Preis
E-KLS		11.00



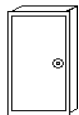
Russtürenabdeckung
gasdicht

Art Nr.	Aussenmass	Preis
E-RT230275	230/275/5mm	175.00



Russtürenabdeckung EI-30

Art Nr.	Aussenmass	Preis
E-RT250350	250/350 mm	195.00
E-RT300400	300/400 mm	218.00



Schrauben 6 x 90

Packung	Preis
100 Stk.	26.10