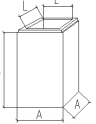
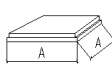


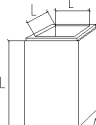
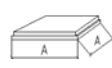



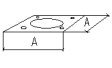



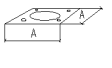
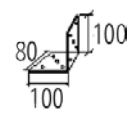


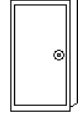
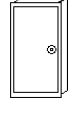
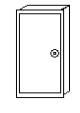


Bestellblatt Systemschacht			
Adresse Kunde	Kom. Intern:	FISA AG Fax 034 413 22 17 Bestellblatt Systemschacht	
		Versandart	Kom.
	Nennweite: <input type="text"/>	Abgeholt <input type="checkbox"/>	Liefertermin:
		Camion <input type="checkbox"/>	
		Post <input type="checkbox"/>	
Kaminschacht EI-60 Iso 30 	Boden zu Kaminschacht Iso 50 	Boden zu Kaminschacht mit Loch Iso 50 	Ergänzungsring, Höhe 4 cm. Iso 50 
E-MQ...50 <input type="text"/> St. <input type="text"/>	E-MSB...50 <input type="text"/> St. <input type="text"/>	E-MSBL...50 <input type="text"/> St. <input type="text"/>	E-MRE...50 <input type="text"/> St. <input type="text"/>
Kaminschacht EI-60 Iso 50 	Boden zu Kaminschacht Iso 30 	Boden zu Kaminschacht mit Loch Iso 30 	Ergänzungsring, Höhe 4 cm. Iso 30 
E-MQ...30 <input type="text"/> St. <input type="text"/>	E-MSB...30 <input type="text"/> St. <input type="text"/>	E-MSBL...30 <input type="text"/> St. <input type="text"/>	E-MRE...30 <input type="text"/> St. <input type="text"/>
Ergänzungsring zu Auflegewinkel Höhe 40 mm, Iso 50 	Auflagerplatte zu Kaminschacht Material Inox 3.0 mm, Iso 50 	Auflegewinkel gelocht Material verzinkt 2.0 mm 	Eckwinkel mit Auflager Material Inox 30 mm 
E-MRA...50 <input type="text"/> St. <input type="text"/>	E-AP...50 <input type="text"/> St. <input type="text"/>	E-AWL <input type="text"/> St. <input type="text"/>	E-EWA <input type="text"/> St. <input type="text"/>
Ergänzungsring zu Auflegewinkel Höhe 40 mm, Iso 30 	Auflagerplatte zu Kaminschacht Material Inox 3.0 mm, Iso 30 	Nagelwinkel Inox 2.0 mm 	Teleskop Auflegewinkel Inox 3.0 mm 
E-MRA...30 <input type="text"/> St. <input type="text"/>	E-AP...30 <input type="text"/> St. <input type="text"/>	E-NW <input type="text"/> St. <input type="text"/>	E-TLA <input type="text"/> St. <input type="text"/>
Kleber zu Kaminschacht Beutel à 1 kg 	Russtürenabdeckung gasdicht 	Russtürenabdeckung EI-30 	Russtürenabdeckung EI-30 
E-KLS <input type="text"/> St. <input type="text"/>	E-RT230275 <input type="text"/> St. <input type="text"/>	E-RT250350 <input type="text"/> St. <input type="text"/>	E-RT300400 <input type="text"/> St. <input type="text"/>